

Year 4 Home Learning 22.6.20-26.6.20

Topic Support Document

Lesson One: History - Viking Gods

Look at the information provided about Viking Gods. Using this information and what you know about the Vikings, create your own character profile for your own Viking God. What is the purpose of your Viking God? How does he/she support/help the Vikings?

Odin



God of warriors and battle. Odin rides an 8-legged horse called Sleipnir. In Old English, Odin is known as 'Woden' and Wednesday is named after him (Woden's Day).

Freya (or Freyja)



Goddess of love, war and death. Freya rides in a chariot pulled by cats. Her twin brother is the god Frey.

Thor



God of thunder. Thor has a magical hammer called Mjolnir which he uses to summon thunderbolts. Thursday is named after Thor (Thor's Day).

Loki




God of mischief. Loki likes to play tricks on the other gods and make trouble. Loki was born in Jotunheim, the land of the giants, not on Asgard.

Frey (or Freyr)



God of fertility. Frey is the twin brother of the goddess Freya. He brings peace and good fortune to men as well as making crops grow.

Frigg



Goddess of motherhood. Frigg is the wife of the god Odin. Friday is named after her (Frigg's Day).

Heimdall



The guardian god. Heimdall watches over the rainbow bridge to Asgard, the Bifrost. He has strong hearing and sight and keeps watch for approaching enemies. He uses a horn to summon the other gods to fight.

Baldr (or Baldur)



God of light and purity. Baldr is so bright that light shines from him and he is so beautiful that flowers bow to him.

Týr



God of single-handed combat. Týr has one hand after the other was bitten off by the giant wolf Fenrir. In Old English, Týr is known as 'Tiw' (pronounced 't-yoo') and Tuesday is named after him (Tiw's Day).

Skadi



Goddess of winter and hunting. Skadi is a giantess who hunts in the mountains on skis.

Njord



God of the sea. Whenever Njord is sad, storms appear out at sea. Njord is the father of Freya and Frey.

Sif



Goddess of the earth, homes and crops. Sif is the wife of Thor. Her golden hair represents the wheat fields which she helps to grow.

Idun



Goddess of the spring, new life and youth. She carries a basket of apples which grant immortality and keeps the other gods youthful.

Vidar



God of vengeance and brother of Thor. He is very powerful and wears strong magical shoes to help him defeat his enemies.

Bragi



God of poetry, music and wisdom. He is known for his skill with words and travels between the worlds singing of peace and working together.

Use this template to fill in the information about your own *Viking God*.

<p>What does your Viking God look like?</p>	<p>Draw your Viking God here.</p>	<p>What are the powers of your Viking God?</p>
<p>What do they look after?</p>		<p>Is your god evil or good? What do they like doing?</p>

Lesson Two: Physical Education – Tennis.

Research the rule of tennis and create a guide for a beginner learning how to play tennis. Include everything they need to know. You may present your guide in any format you wish.

Things to include/think about:


- History of tennis
- Rules of tennis
- Famous tennis players
- Tournaments
- Equipment
- Where you can learn

Challenge/Extension: Wimbledon is a famous tennis tournament held each year in June and July. Research anything you can about it and create a fact file.

Lesson Three: Art – Picasso

Use the prompt given and a dice (electronic or normal) to create your own Picasso portrait. You may colour it any way you want, for example, pencils, paint or felt tips. Use the images below for inspiration.

Picasso was a famous Spanish sculptor, printmaker, painter and theatre designer. He spent most of his adult life in France. He co-founded the Cubist movement and co-invented the style of collage. Here are some of the portraits that he created.







Use this prompts and dice to help you start your own Picasso inspired portrait of yourself or family member.

<

Picasso Face

	1st Roll	2nd Roll	3rd Roll	4th Roll	5th Roll
	Ears	Nose	Mouth	Eye #1	Eye #2
1					
2					
3					
4					
5					
6					

step-by-step
example:

Connect nose
to mouth.
(except #1 and #4)

Connect nose
to eyebrow,
then add hair!

© Expressive Monkey 2023