

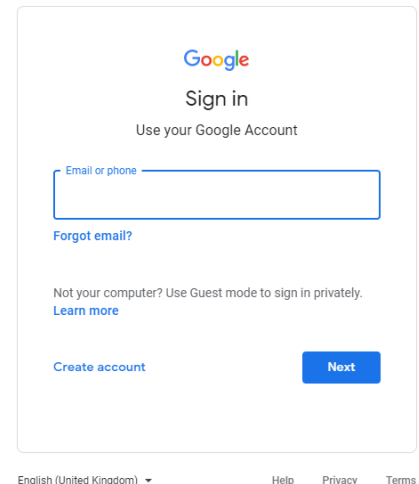
How to Access Google Classroom for the first time

1. Type Google Classroom onto Google and click on the webpage.

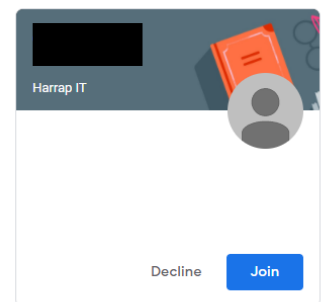
2. Type your child's username and password which will be:

firstname.surname@towerhill.hants.sch.uk

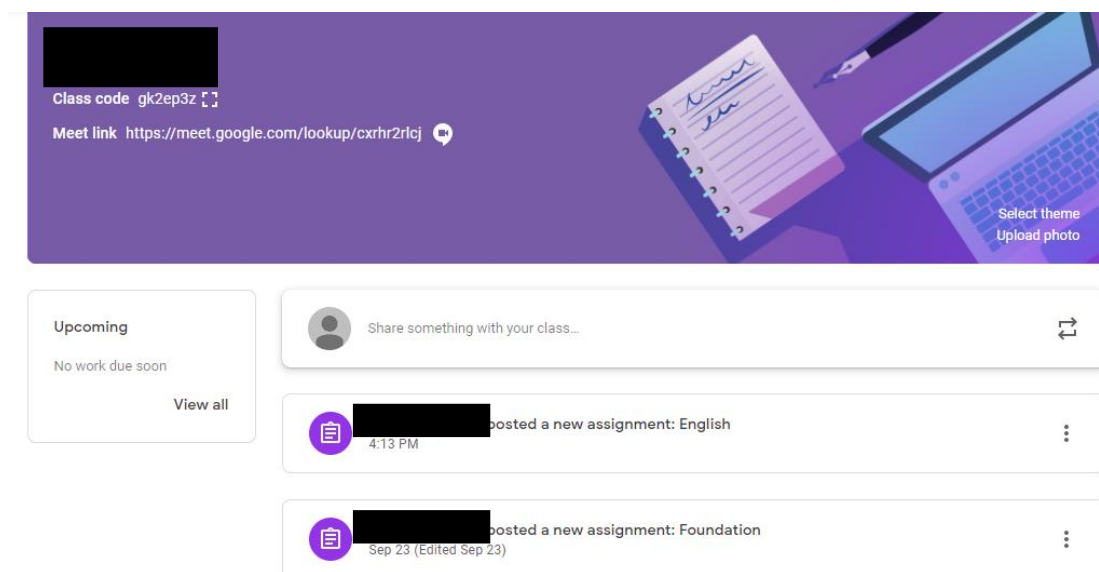
Tower2020!

A screenshot of the Google sign-in page. At the top is the Google logo, followed by 'Sign in' and 'Use your Google Account'. There is a text input field for 'Email or phone'. Below it is a link for 'Forgot email?'. Further down, it says 'Not your computer? Use Guest mode to sign in privately.' with a 'Learn more' link. At the bottom are two buttons: 'Create account' and 'Next'. The footer shows 'English (United Kingdom)' with a dropdown arrow, and links for 'Help', 'Privacy', and 'Terms'.

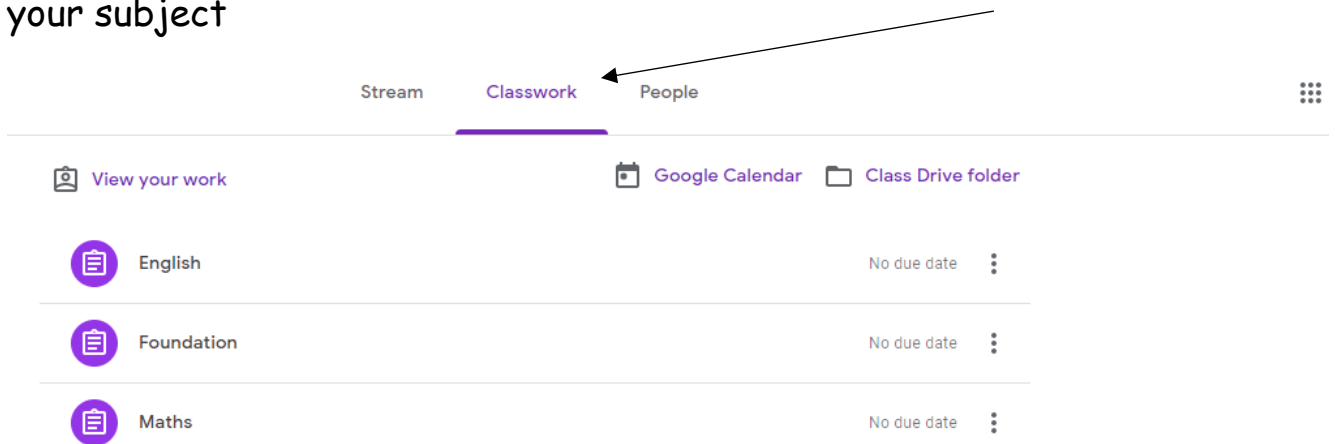
3. Select class.



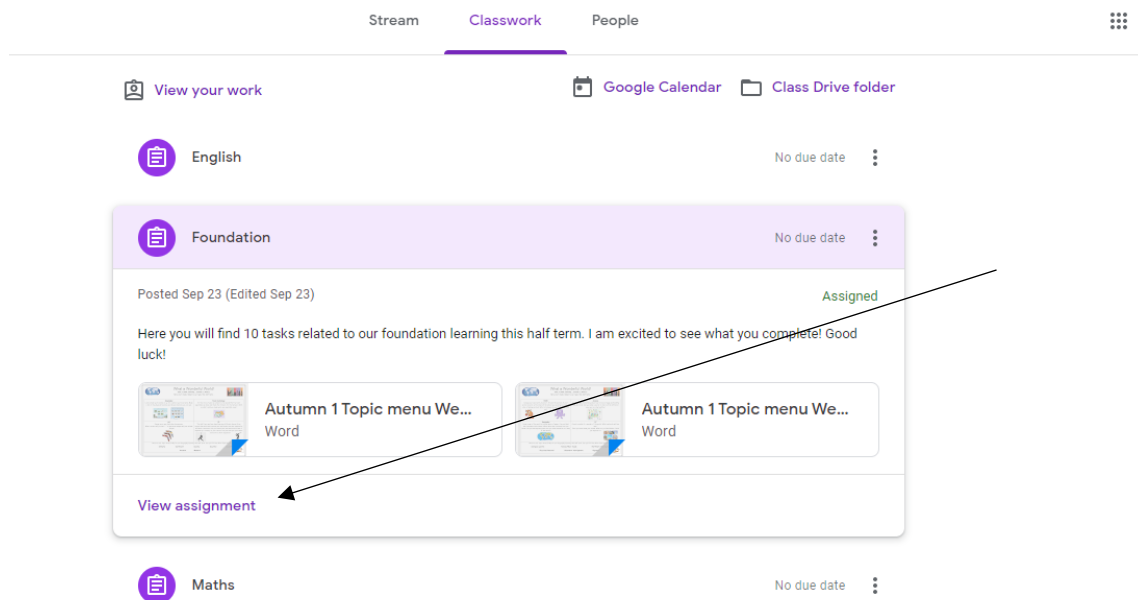
4. This is your classroom stream. Here you will find posts from the teacher, including notifications of work that has been set.

A screenshot of the Google Classroom stream interface. The top banner is purple with a notebook and laptop illustration. It displays 'Class code gk2ep3z' and a 'Meet link https://meet.google.com/lookup/cxrhr2rlcj'. Below the banner, on the left, is an 'Upcoming' section showing 'No work due soon' and a 'View all' button. The main stream area has a text input 'Share something with your class...' with a user icon and a refresh icon. Below this are two assignment posts: 'posted a new assignment: English' at 4:13 PM and 'posted a new assignment: Foundation' on Sep 23 (Edited Sep 23). Each post has a document icon and a three-dot menu.

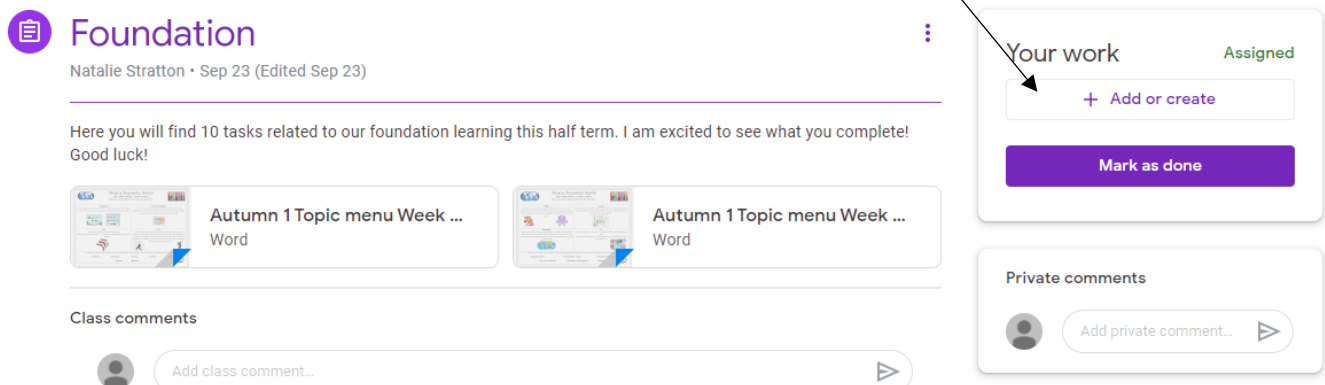
5. Click on the Classwork tab. Here you will find your work. Select your subject



Then click 'View assignment' and you are ready to get started.



You can click on the work to either print it at home or open it in Google Docs and type straight onto it. This will save automatically. When you are ready to submit your work, click on 'add or create' and upload your work.

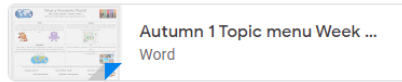
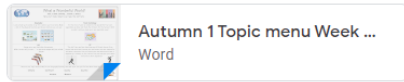


If you have typed your work on Google Docs then click on Google Drive and select your work.

Foundation

Natalie Stratton • Sep 23 (Edited Sep 23)

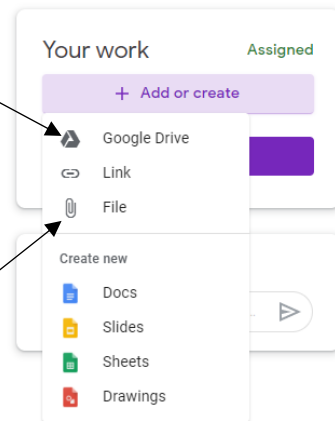
Here you will find 10 tasks related to our foundation learning this half term. I am excited to see what you complete! Good luck!



Class comments



Add class comment...



If you have printed your work or have any photos to send then click on File to upload your work.

Then click on Turn in

